

**WATERFORD-HALFMOON UNION FREE
SCHOOL DISTRICT
2022-23 BUDGET**

BOARD OF EDUCATION MEETING

APRIL 13, 2022



AGENDA

- **BUDGET GOALS**
- **BUDGET INFLUENCERS**
- **BUDGET SUMMARY**
 - **APPROPRIATIONS**
 - **REVENUES**
 - **TENTATIVE TAX IMPACT**
- **HISTORIC TAX LEVIES**
- **FEDERAL FUNDING**
- **2022-23 BUDGET: MOVING FORWARD**

2022-23 BUDGET GOALS

BUDGET GOALS

- ✔ CONTINUE TO SUPPORT STUDENTS STRUGGLING WITH LEARNING UNDER PANDEMIC CONDITIONS**
- ✔ MAINTAIN SERVICES AND WHEREVER POSSIBLE AND FISCALLY PRACTICABLE, ENHANCE SERVICES TO STUDENTS AND THE COMMUNITY**
- ✔ REDUCE APPROPRIATED FUND BALANCE OVER A PERIOD OF MULTIPLE YEARS TO PROMOTE LONG-TERM FISCAL STABILITY**
- ✔ ADOPT A TAX LEVY THAT PLACES AS LITTLE BURDEN ON THE TAXPAYERS AS POSSIBLE AND REMAINS WITHIN THE TAX LEVY LIMIT**

2022-23 BUDGET INFLUENCERS

APPROPRIATED FUND BALANCE: HISTORIC RELIANCE TO BE REDUCED

- **THE DISTRICT HAS HISTORICALLY USED APPROPRIATED FUND BALANCE TO FINANCE RECURRING COSTS**
- **SHOULD BE USED TO FUND ONLY ONE-TIME COSTS**

MOMENTIVE TAX CERTIORARI SETTLEMENT: SIGNIFICANT TAXPAYER IMPACT

- **FOUGHT COLLECTIVELY BY THE TOWN AND DISTRICT & SETTLED IN AUGUST 2020**
- **REQUIRED THE DISTRICT TO PAY A \$3.6 MILLION TAX REFUND (USING TAX CERTIORARI RESERVE FUNDS)**
- **REDUCED MOMENTIVE'S ASSESSED VALUE FROM OVER \$200 MILLION TO \$95 MILLION; *THIS IS THE PRIMARY CAUSE OF THE SIGNIFICANT TAX IMPACT ON OUR TAXPAYERS***
- **THE DISTRICT DID NOT COLLECT ADDITIONAL TAX REVENUE DUE TO THIS SETTLEMENT**

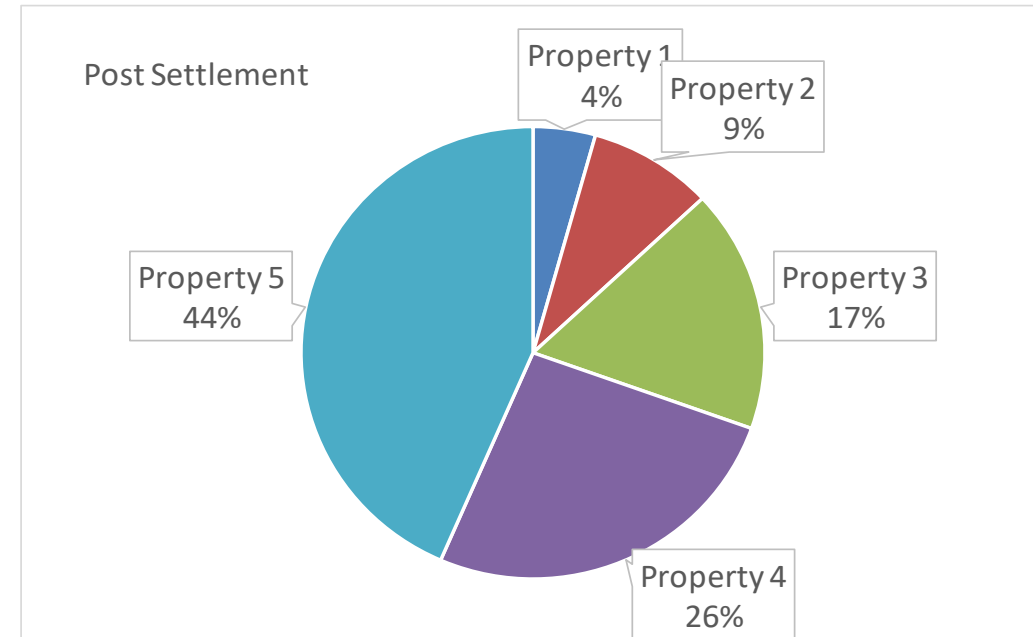
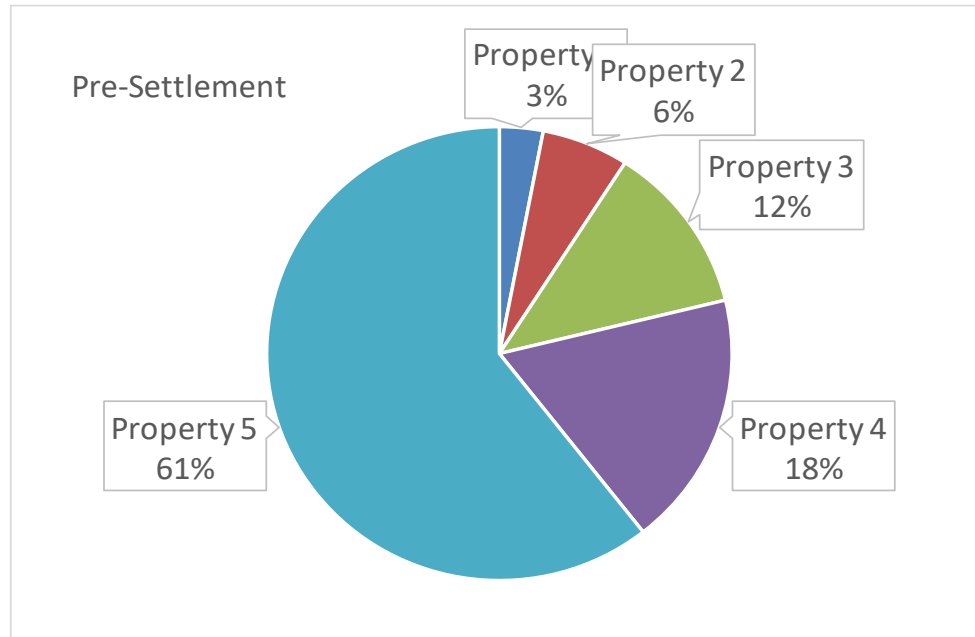
MPM TAX CERTIORARI REFRESHER: WHY DID MY TAXES GO UP SO MUCH?

FOR ILLUSTRATIVE PURPOSES ONLY

VALUES NOT REPRESENTATIVE OF ACTUAL VALUES IN THE WATERFORD-HALFMOON UFSD

Pre-Settlement	Assessed Value	% of Total	Share of Tax Levy
Property 1	\$ 50,000	3%	\$ 351
Property 2	\$ 100,000	6%	\$ 701
Property 3	\$ 200,000	12%	\$ 1,402
Property 4	\$ 300,000	18%	\$ 2,104
Property 5	\$ 1,000,000	61%	\$ 7,012
	\$ 1,650,000		\$ 11,570

Post-Settlement	Assessed Value	% of Total	Share of Tax Levy
Property 1	\$ 50,000	4%	\$ 503
Property 2	\$ 100,000	9%	\$ 1,006
Property 3	\$ 200,000	17%	\$ 2,012
Property 4	\$ 300,000	26%	\$ 3,018
Property 5	\$ 500,000	43%	\$ 5,030
	\$ 1,150,000		\$ 11,570



2022-23 BUDGET SUMMARY

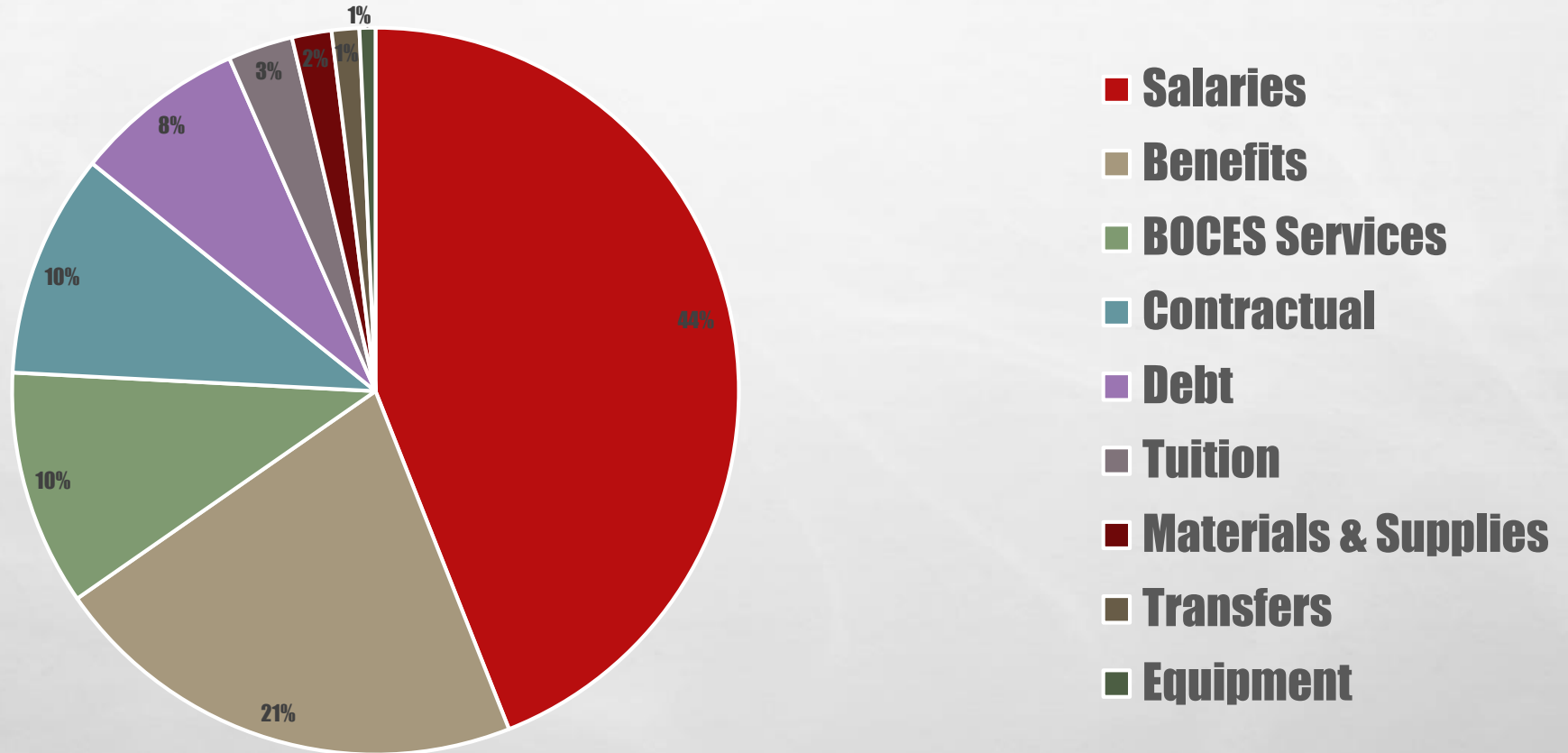
	2021-22	Budget	2022-23	
	Budget		\$ Change	% Change
Appropriations	20,791,576	20,955,754	164,178	0.79%
Funded By:				
State Aid & Other Revenues	8,219,000	8,098,760	(120,240)	-1.61%
Tax Levy	11,680,000	11,901,920	221,920	1.90%
Appropriated Fund Balance/Reserves	892,576	955,074	62,498	8.35%
Total Revenue	20,791,576	20,955,754	164,178	
Appropriated Fund Balance Used for One-Time Expenditures	246,500	373,500		
% of Appropriated Fund Balance Used For One-Time Expenditures	27.62%	39.11%		

2022-23 TENTATIVE BUDGET APPROPRIATIONS

Appropriations	2021-22	2022-23	\$ Change	% Change
Contractual Services	2,083,209	2,087,240	4,031	0.19%
Materials & Supplies	402,967	369,583	(33,384)	-8.28%
BOCES	2,293,100	2,196,825	(96,275)	-4.20%
Salaries	8,997,900	9,222,900	225,000	2.50%
Equipment	146,500	148,500	2,000	1.37%
Tuition	445,000	605,000	160,000	35.96%
Benefits	4,407,000	4,467,500	60,500	1.37%
Debt	1,883,900	1,601,206	(282,694)	-15.01%
Transfers	132,000	257,000	125,000	94.70%
TOTAL	20,791,576	20,955,754	164,178	0.79%

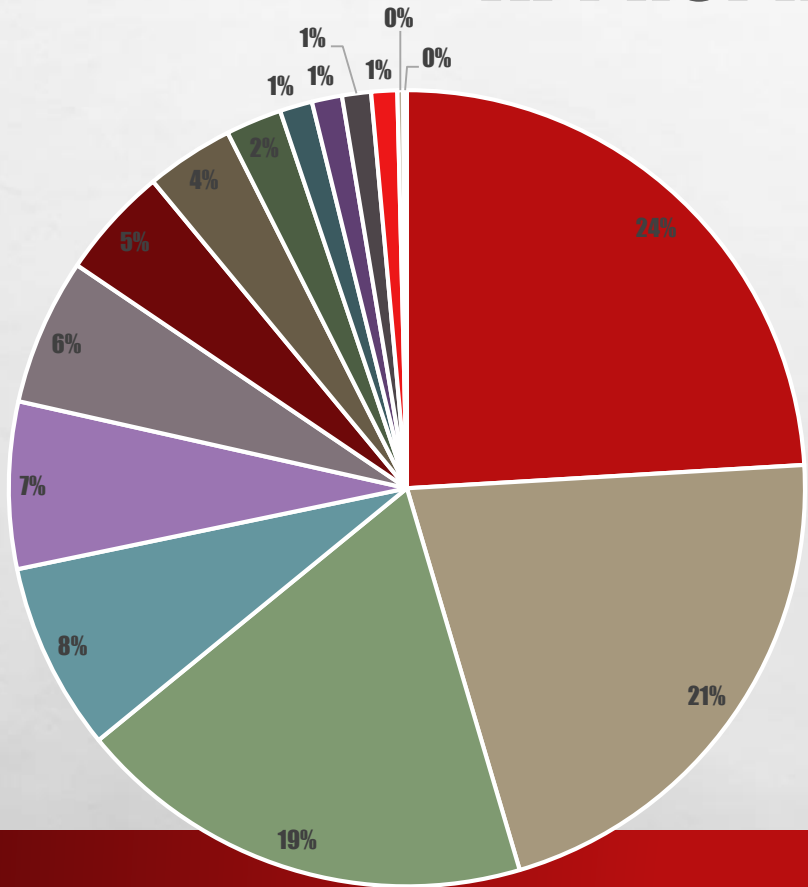
2022-23 TENTATIVE BUDGET APPROPRIATIONS

APPROPRIATIONS BY OBJECT OF EXPENDITURE



2022-23 TENTATIVE BUDGET APPROPRIATIONS

APPROPRIATIONS BY FUNCTION OF GOVERNMENT



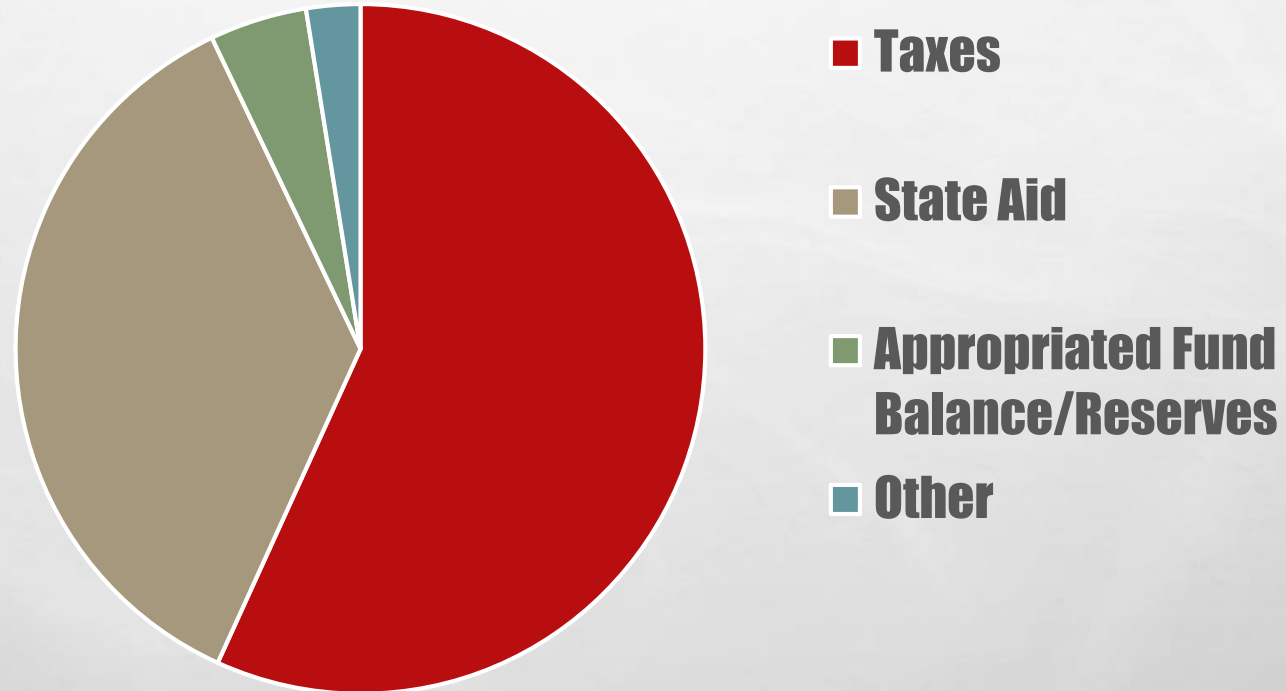
- Instruction, Regular Schools
- Employee Benefits
- Instruction, Special Schools
- Debt Service
- Transportation
- Operation & Maintenance of Plant
- Instruction, Other
- Instruction, Supervision
- Instruction, Computer Assisted
- Business Office
- Interfund Transfers
- Superintendent's Office
- Special Items
- Legal
- Board of Education

2022-23 BUDGETARY REVENUES

Revenue	2021-22	2022-23	\$ Change	% Change
Taxes	\$11,680,000	\$11,901,920	\$221,920	1.90%
State Aid	\$7,720,000	\$7,567,760	(\$152,240)	-1.97%
Appropriated Fund Balance/Reserves	\$892,576	\$955,074	\$62,498	7.00%
Other Revenues	\$499,000	\$531,000	\$32,000	6.41%
Total	\$20,791,576	\$20,955,754	\$164,178	0.79%

2022-23 BUDGETARY REVENUES

2022-23 Budgetary Revenues



2022-23 TENTATIVE TAX IMPACT

	2021-22	2022-23		
		Budget	\$ Change	% Change
Tax Rate Per \$1,000 of Assessed Value				
Town of Waterford	\$ 22.01	\$ 22.43	\$ 0.42	1.90%
Town of Halfmoon	\$ 37.43	\$ 38.14	\$ 0.71	1.90%
Tax Bill on \$150,000 Home (Full Market Value)*				
Town of Waterford (AV** \$126,000)	\$ 2,773.86	\$ 2,826.57	\$ 52.70	1.90%
Town of Halfmoon (AV** \$71,250)	\$ 2,666.83	\$ 2,717.50	\$ 50.67	1.90%

***I.e., the full market value after applying the equalization rate to the assessed value.**

****AV = assessed value (before applying the equalization rate).**

2022-23 HISTORIC TAX LEVIES

The District has remained at or under its tax levy limit since the inception of the tax levy limit legislation. Additionally, the average tax levy increase is under 2% (1.9%).

Fiscal Year	Tax Levy	Tax Levy Limit	Amount Under Tax Levy Limit	Levy % Increase from Prior Year
2012-13	\$9,937,219	\$9,937,219	\$0	2.70%
2013-14	\$10,231,769	\$10,345,535	(\$113,766)	2.96%
2014-15	\$10,369,101	\$10,369,101	\$0	1.34%
2015-16	\$10,569,711	\$10,749,892	(\$180,181)	1.93%
2016-17	\$10,617,005	\$10,617,005	\$0	0.45%
2017-18	\$10,828,212	\$10,828,212	\$0	1.99%
2018-19	\$11,062,855	\$11,062,855	\$0	2.17%
2019-20	\$11,261,369	\$11,349,773	(\$88,404)	1.79%
2020-21	\$11,570,000	\$11,570,852	(\$852)	2.74%
2021-22	\$11,680,000	\$11,780,170	(\$100,170)	0.95%
2022-23	11,901,920	\$11,962,688	(\$60,768)	1.90%
Average Tax Levy Increase:				1.90%



2022-23 BUDGET: FEDERAL FUNDING

OUTSIDE OF THE GENERAL FUND BUDGET: WE ARE CONTINUING TO RECEIVE CRRSA AND ARPA FUNDS (FEDERAL FUNDS) AND USE THOSE FUNDS TO IMPLEMENT PROGRAMS TO ASSIST OUR STUDENTS – THESE PROGRAMS WILL CONTINUE IN 2022-23

- **AFTER SCHOOL ASSISTANCE AT THE ELEMENTARY SCHOOL LEVEL**
- **NEW AIS TEACHERS AT THE JUNIOR/SENIOR HIGH SCHOOL LEVEL**
- **ADDITIONAL PART-TIME SOCIAL WORKER (BOCES)**
- **ELEMENTARY CARPET REPLACEMENT**
- **EQUIPMENT PURCHASES**
- **ADDITIONAL TECHNOLOGY (CHROMEBOOKS)**
- **OTHER**

MEETING SCHEDULE & OTHER IMPORTANT DATES

- **FINANCE COMMITTEE MEETINGS**

- ~~MARCH 3, 2022, 6:00 PM~~
- ~~MARCH 17, 2022, 6:30 PM~~
- ~~MARCH 31, 2022, 6:00 PM~~

- **OTHER IMPORTANT DATES:**

- ~~MARCH 1, 2022: TAX CAP DUE~~
- ~~APRIL 1, 2022: NYS LEGISLATIVE BUDGET~~
- ~~APRIL 13, 2022: BOE APPROVAL OF BUDGET~~
- **MAY 5, 2022: BUDGET HEARING**
- **MAY 17, 2022: BUDGET VOTE**

RESOURCES

FOR MORE INFORMATION ON THE 2021-22 BUDGET, PLEASE VISIT THE DISTRICT'S WEBSITE WHERE YOU CAN FIND PRIOR FINANCE COMMITTEE PRESENTATIONS AS WELL AS A 2021-22 BUDGET FREQUENTLY ASKED QUESTIONS DOCUMENT.

[HTTP://WWW.WHUFSD.ORG/DISTRICT/BUDGET SCHOOL TAXES/2022-2023 BUDGET](http://www.whufsd.org/district/budget_school_taxes/2022-2023_budget)

FOR MORE INFORMATION ON THE MOMENTIVE TAX CERTIORARI CASE, PLEASE VISIT THE DISTRICT'S WEBSITE

[HTTP://WWW.WHUFSD.ORG/DISTRICT/BUDGET SCHOOL TAXES/TAX CERTIORARI CASE M P M SILICONES](http://www.whufsd.org/district/budget_school_taxes/tax_certiorari_case_m_p_m_silicones)

Any
Questions